




BEST-IN-CLASS COOLING PERFORMANCE

WITH RUUD'S NEW DUCTED INVERTER SERIES



MERIDIAN



Learn more at: www.ruud-mea.com

@ruudmea

Ruud Middle East and Africa

RELY ON RUUD.™

PRESENTING RUUD'S ALL NEW INVERTER TECHNOLOGY

Ruud's Inverter air conditioners come with a smart intelligent controls which automatically identify a room's cooling requirement and adjust the compressor speed accordingly. Thus, delivering the required cooling based on the space to be air conditioned.



RUUD INVERTER VS NON-INVERTER COMPRESSOR

A conventional air conditioner or the so called ON/OFF or non-inverter unit operates at a fixed speed. It delivers a fix amount of cooling or heating capacity based on the fixed speed of the compressor.

Alternatively, Ruud uses a DC inverter compressor. DC inverter is an advanced air-conditioning technology used to achieve higher degree of user comfort and enhanced energy savings. DC Inverter compressors can increase or decrease the compressor speed and hence efficiently deliver the required cooling.

FAST CHECK

WHAT'S THE DIFFERENCE?

<p>Non-inverter Compressor operates either at full capacity or not at all.</p> <p>100% 0% 100% 0% 100%</p> <p>RUNS AT A FIXED SPEED OR STOPS</p>	<p>Inverter Compressor adjust output according to its surroundings because it can run at variable speeds.</p> <p>20% 30% 70% 100% 50%</p> <p>CONTINUOUSLY RUNS AT VARIABLE SPEEDS</p>
--	---

ADVANTAGES OF RUUD INVERTER



Saves money



Quiet operation



Longer life



Faster Cooling



Precise temperature control



Better humidity control



WHY IS RUUD INVERTER SPECIAL?


Ruud Inverter units use a special refrigerant PCB cooling technology.

Refrigerant cooled electronic boards ensure **steady operation even at high ambient condition, longer life and less maintenance.** It also ensures that the frequency limit of the inverter compressors is relaxed so the **output capacity of the unit will be higher than conventional inverter units during high ambient conditions.**

Additional system protection and pressure temperature sensors help the smart controller to adjust compressor speed and maintain a comfortable room temperature. They also increase the compressor's reliability.

SPECIAL FEATURES

- High Discharge temperature protection
- High Condensing temp protection
- Over current protection
- Structural designn validation
- Finite elements analysis
- Compressor oil management
- Wide operating range



"Refrigerant Cooled"
Drive for better cooling at high ambient and reliability

WHAT'S MORE?

HIGH EFFICIENCY UNITS

The system has an **Energy efficiency ratio of 12**, which means it is very efficient, **and provides power savings and lowers energy bills.**



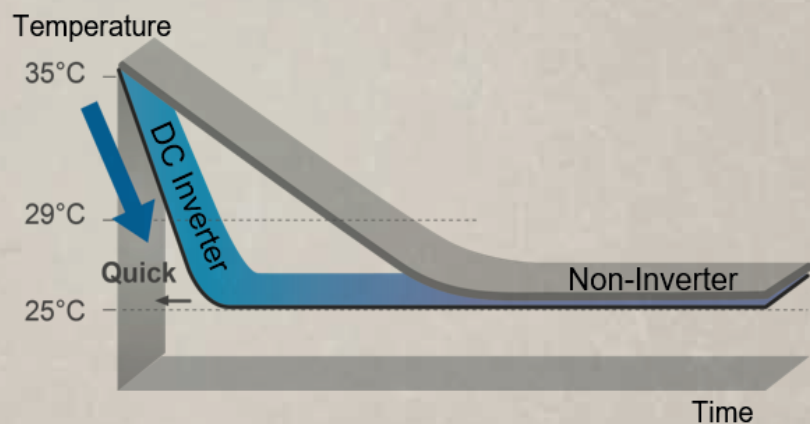
OPERATING UP TO 54 °C AMBIENT

Designed specifically for **gulf climate**, the system provides **uninterrupted cooling even during extreme weather conditions.**



FASTER COOLING

The simultaneous control of the DC inverter compressor speed along with electronic expansion valve opening provides **faster cooling and precise control over the room temperature.**



ANTIFREEZE PROTECTION FOR COIL

Enjoy **complete peace-of-mind.** Antifreeze temperature sensor is provided on coil against unexpected freezing during abnormal operating conditions.



RELIABLE PRESSURE CUT-OUTS

High-pressure & low pressure protection is standard on the system and **provides enhanced system protection.**



INDOOR UNITS



DURABLE INDOOR CABINET

The indoor unit cabinet is polyester based Powder coated and made from hot dip galvanized steel sheet metal. This provides **high corrosion resistance and increases durability.** (Tested at 1008 hrs. salt spray test as per ASTM-B117 std.)



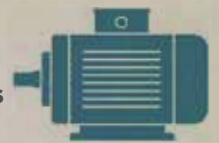
STURDY MOUNTING ARRANGEMENT

Specially designed mounting arrangement to have center alignment of motor & fan blower assembly with housing, provides **absolute sturdiness against vibrations for a quiet cooling experience.**



ULTRA HIGH-EFFICIENCY MOTORS

Multi speed, internally protected & **Ultra high-efficiency** motors with Class-B insulation are mounted on **resilient rubber mountings to reduce noise level and that peaceful sleep.**



SILENT OPERATION

The motor & fans are designed to deliver performance even when running at lower RPM to reduce tip speeds for **extremely silent operation.** The fans are also designed to operate for **quiet & highly efficient operation.**



BLOWER & BLOWER HOUSING

Blower is made from galvanized steel sheet metal for the ultimate durability. Blower housing is also made from galvanized steel sheet metal and structurally made to offer benefits of **low-noise, high-efficiency and uniform air flow.**



HIGHLY CORROSION RESISTANCE EVAPORATOR COILS (BLUE FIN TECHNOLOGY)

These coated and corrosion resistant coils are constructed with inner helical grooved copper tubes (IGT) & aluminum fins and offered as a standard feature in the system. Specifically designed louvered indoor fins **increase heat transfer capability for better cooling performance.**



BEST-IN-CLASS INSULATION

Irradiated grade EPE, **fire retardant, odor free material** for thermal, hygiene and acoustic application.



EASY SERVICE ACCESS

Removable panels at the bottom of the unit are provided for service access to blower, blower housing, motors & expansion device. This ensures **lower maintenance time and costs** as it provide complete access to components without opening the ducting & refrigerant connections.



HEALTHY FILTERS

Enjoy **better indoor air quality** with 5mm thick woven synthetic, permanent washable filters. Offered as standard on all units.



ELECTRONIC EXPANSION VALVE

The units are designed with electronic expansion valve for a **smart and accurate control cooling based on cooling demand.**



SPECIALLY DESIGNED DRAIN PAN

Insulated & powder coated galvanized steel drain pan is **easily removable** from the bottom and can be cleaned or serviced easily for better hygiene. It is specially designed to provide adequate slope for proper condensate drain.



OUTDOOR UNITS



TROPICAL INVERTER ROTARY COMPRESSOR

These compressors come with internal high-temperature motor overload protection, and durable insulation on the motor winding. Also, **optimized for performance & reliability during high-temperature weather conditions.**



HIGH QUALITY CONDENSER FAN MOTOR

Internally protected, totally enclosed and permanently lubricated type motors are **tested for high-ambient operation adding to the durability of the system.**



DURABLE METALLIC FAN AND FAN GUARD

Metallic Condenser fan blades **ensure safety & high durability. Suitable for operation in high ambient temperature and heavy wind pressure.** Metallic wire guard confirms to IEC safety standard & high durability.



DURABLE OUTDOOR CABINET

The indoor unit cabinet is polyester based Powder coated and made from hot dip galvanized steel sheet metal. This provides high corrosion resistance and increases durability. (Tested at 1008 hrs. salt spray test as per ASTM-B117 std.) Pressed parts further add **strength to the cabinet to sustain the GULF climate.**



CONVENIENT SERVICE VALVES

These valves are provided outside the outdoor unit with service ports for connecting gauges for **easy installation, additional refrigerant charging** and monitoring of system. (Standard on all models.)



FILTER DRIER

This standard accessory prevents unwanted moisture in the system and helps in enhancing system life.



PRE-CHARGED UNIT

Every unit is factory charged and run tested before shipment.



INNER GROOVED COPPER TUBES & ALUMINUM FINNS

These inner grooved copper tubes (IGT) & aluminum fins are offered as a standard feature in the system. Specifically designed louvered outdoor fins **increase heat transfer capability for better cooling performance.**



EASY SERVICE CAPABILITY

The compressor & the electrical box are located in separate compartments of the cabinet providing for easy access through the service panel **reducing maintenance time and cost.**

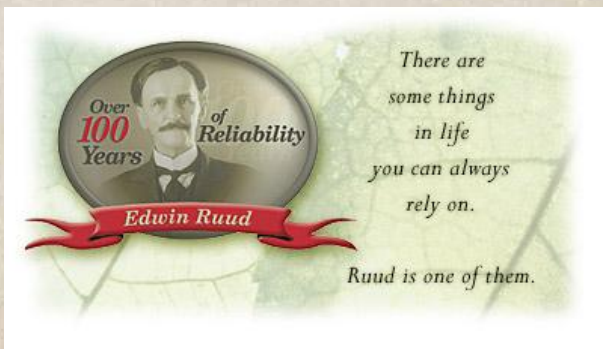


CONTROLLER FEATURES

- **Microprocessor based unit**
- **High pressure and low-pressure protection**
- **Antifreeze protection**
- **Built in time delay for compressor**
- **Quick connector on cable for easy installation**
- **Precise control of room temperature (sensor in display)**

CONTROLLER MODES

- **Cool Mode**
- **Fan Mode**
- **Auto Mode**
- **Dry Mode**
- **Sleep Mode**
- **Performance Mood**
- **Off Timer**
- **Multi Fan Mode**
- **Auto Restart with memory Backup**
- **LCD Display**
- **Scheduling (Weekly, Monthly, Yearly)**
- **Filter Clean Alarm**
- **Room and set Temperature display**
- **Compressor ON status**



More than 100 years ago, Edwin Ruud, a Norwegian mechanical engineer, came to America and developed the first successful automatic water heater. That early success marked the beginning of a tradition of innovation and value that led to the introduction of RUUD® air conditioning and water heating equipment in the 1950s. Since then, the RUUD® has grown into one of North America's largest manufacturers of quality air conditioning and water heating products for residential and light commercial use. Today, RUUD® operates manufacturing facilities employing highly trained workers and state-of-the-art equipment. Over the years, the product lines have expanded, changed, and improved significantly as new design techniques and better manufacturing technologies have become available. What remains unchanged throughout our history, however, is our commitment to producing the most reliable, long-lasting, efficient equipment you can buy.



Learn more at: www.ruud-mea.com

   @ruudmea

  Ruud Middle East and Africa

RELY ON RUUD.™